




Dover Shores CERT Team Meeting Agenda 2/11/16

- CERT News
- Search and Rescue
- Neighborhood Watch - Robberies, Unwanted Solicitors
- City Drill planning
- Recruiting
- Twitter Discussion

- Upcoming events:
 - Spring classes start 3/1: Note Thursday day class cancelled
 - All-Hands Meeting: Monday, 3/7, 6:30 - Friends Room
 - Marine Operations Drill: 3/23, 8-4, Big Corona
 - Earthquake Tsunami Workshop: 3/30, 6:30 Civic Center Comm Room
 - Drill the Skills: 4/2 - Station 7
 - Ham Class Training 4/12, 4/14, 4/16 TBD - Station 7
 - Ben Carlson Statue Dedication: 4/23
 - City Drill 5/14

- Next meeting: Thursday 3/10 7:00 PM - Jim's House





Newport Beach Fire Department CERT Student Handbook



Search and Rescue – Seven Step Process

Step 1: Gather Facts

- Consider...
 - Time of event and day of the week
 - Type of occupancy
 - Construction type (Residential)
 - Weather
 - Hazards

Step 2: Assess Damage to the Building

- CERT Mission Changes if...
 - Damage is light
 - Damage is moderate
 - Damage is heavy

NEVER ENTER A STRUCTURE WITH MODERATE TO HEAVY DAMAGE!

Consider structure type and age

Step 3: Identify Resources

Identify personnel, equipment and tools available to assist in rescue efforts.



Newport Beach Fire Department CERT Student Handbook



Step 4: Establish Rescue Priorities

Evaluate the situation at hand to determine what should be done, and in what order.

Step 5: Develop Rescue Plan

Decide specifically how the team will complete the tasks to which they have assigned the highest priority

Step 6: Conduct the Rescue

Put the plan into Action.

Step 7: Evaluate the Progress

Continually monitor the situation to ensure rescuer safety and the effectiveness of the plan.



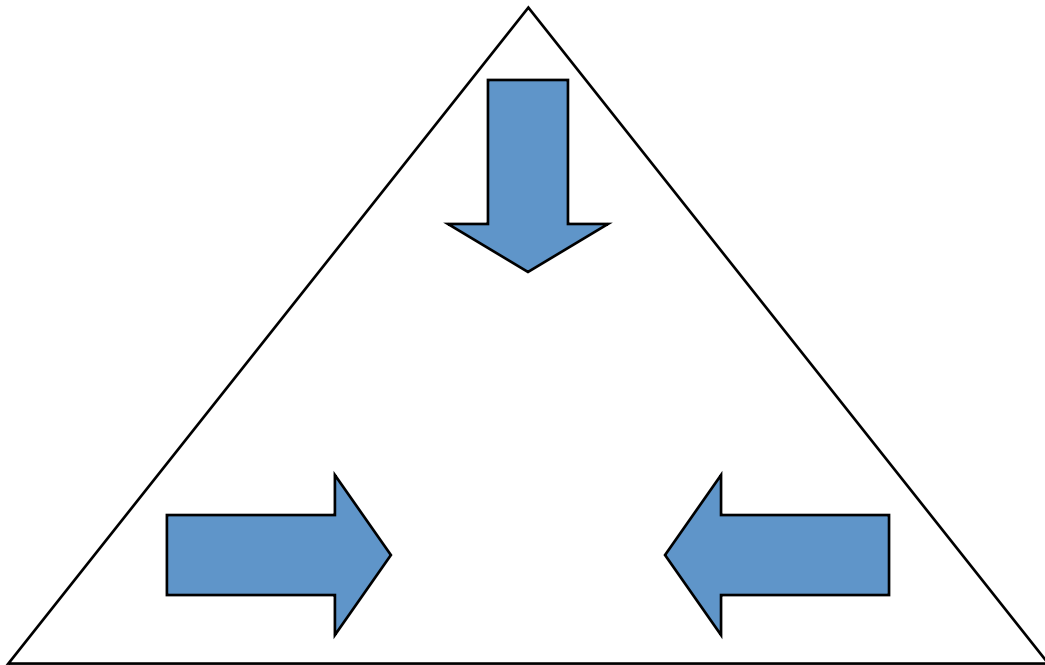
Newport Beach Fire Department CERT Student Handbook



Search Methods

1. Call out to victims. Begin the search by calling out to victims. Shout something like:
 - “If anyone can hear my voice, come here.”
 - “If you are trapped and cannot free yourself, continue to call out or make noise until found.”
2. Use a systematic search pattern. Ensure that all areas of the building are covered:
 - a. “Bottom-up/top-down”
 - b. Right wall/left wall
3. Stop frequently to listen.
4. Triangulate. Triangulation enables rescuers to view a single location from several perspectives. Three rescuers, guided by victim sounds, form a triangle around the area and direct flashlights into the area. The light shining from different directions will eliminate shadows that could otherwise hide victims.
5. Mark searched areas
6. Document results.

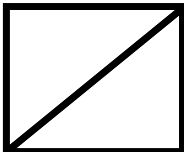
Triangulation




FEMA Structures/Hazards Marking




- 2x2ft (60x60cm)
- Structure relatively safe for US&R operations



- Structure significantly damaged
- Shoring/removal of hazards may be required



- Structure not safe for normal US&R operations
- Extensive safety measures must be taken before entry



28 JUN 03
NATURAL GAS
1432HRS
NE-TF1

- To right of box:
 - Date
 - Hazards
 - Time
 - TF ID




Newport Beach Fire Department
CERT Student Handbook



10. Physical Search-Interior

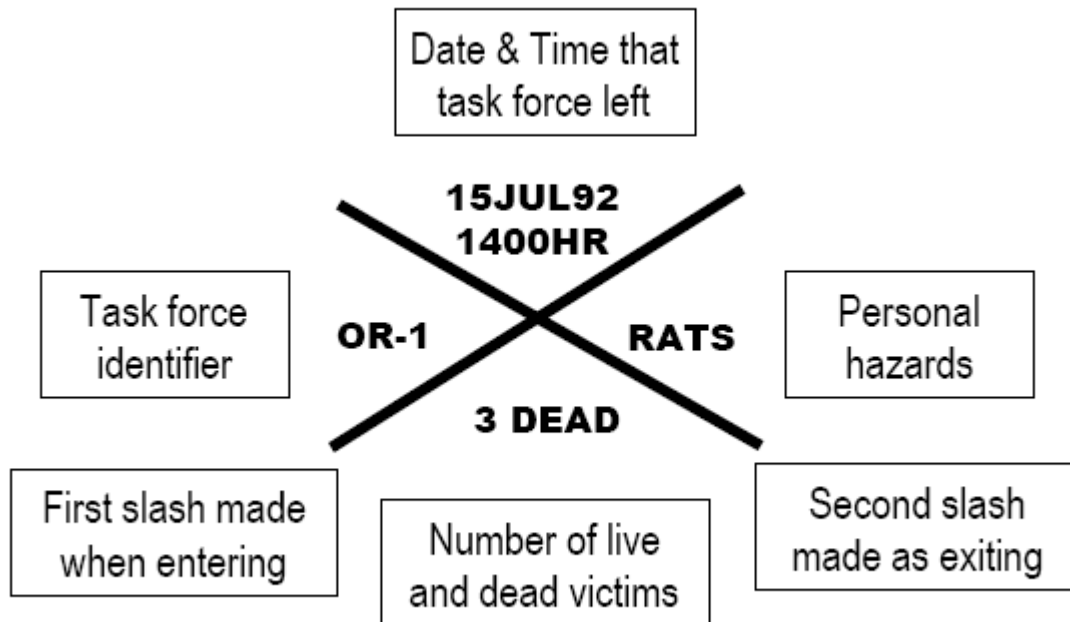
When you enter

When you exit



Single slash
Structure or room

Second slash
Structure or room
(Identify victims & hazards)



DAMAGE ASSESSMENT FORM	CERT	DATE
-------------------------------	------	------

LOCATION

SIZE UP
(check if applicable)

FIRES		HAZARDS				STRUCTURE		PEOPLE			ROADS		ANIMALS		
BURNING	OUT	GAS LEAK	H2O LEAK	ELECTRIC	CHEMICAL	DAMAGED	COLLAPSED	INJURED	TRAPPED	DEAD	ACCESS	NO ACCESS	INJURED	TRAPPED	ROAMING

OBSERVATIONS

CERT MEMBER	PAGE ____ OF ____
-------------	-------------------



Newport Beach Fire Department CERT Student Handbook



Safety Considerations

Make rescuers safety your primary concern

NOTE: The two most frequent causes of rescuer deaths are:

- 1) Disorientation
 - 2) Secondary collapse
- A. Use the buddy system: Always work in pairs, with a third person acting as a runner.
 - B. Be alert for hazards. Examples: broken power lines, leaking natural gas, hazardous materials, sharp objects.
 - C. Use Safety equipment. Wearing gloves will protect a rescuer's most valuable tool – his or her hands. The primary cause of rescuer problems after working in a structural collapse is breathing dust, so a dust mask is essential. However a dust mask will not filter out all harmful materials. Also use your helmets and eye protection.
 - D. Rotate Teams. Have back-up teams available. This allows rotating of teams which prevents fatigue, and ensures help if a team gets into trouble. Have teams drink fluids and eat to keep themselves fresh.

Teamwork = Success

Receive alerts from your local agencies [Sign Up](#) ...or text your ZIP CODE to 888777 for mobile alerts [not sure how?](#)

Full Notification



Newport Beach Police Department

Wednesday February 10th, 2016 :: 05:14 p.m. PST



Advisory

CRIME ALERT – Recent Residential Burglaries in RD 29

Yesterday, three residential burglaries were reported within the Mariners Community. In two of the three cases, the suspect pried open a door located behind an unsecured side gate. In the third case, the suspect pried open a master bedroom, bathroom window, which activated an audible burglar alarm. The suspect fled without entering the third home.

▪ **1500 BLOCK OF SYLVIA LN (16-1121)**

Occurred on: 2/9/2016 between 3 p.m. – 8:39 p.m.

An unknown suspect entered the victim's residence after prying open a side kitchen door that had been secured with a door handle lock. Once inside, the suspect ransacked the home before fleeing.

Loss: None at the time of the report.

Suspect information: None seen or heard.

▪ **1900 BLOCK OF DEBORAH LN (16-1118)**

Occurred on: 2/9/2016 between 3:45 p.m. – 7:18 p.m.

An unknown suspect entered the victim's residence after prying open a rear patio French door, defeating the deadbolt lock. Once inside, the suspect ransacked the master bedroom and removed the listed items before fleeing.

Loss: Jewelry and a pillowcase.

Suspect information: None seen or heard.


▪ **2000 BLOCK OF HIGHLAND DR (16-1117)**

Occurred on: 2/9/2016 at 6:45 p.m.

An unknown suspect attempted to enter the victim's residence after prying open a master bedroom, bathroom window. Once the window was pried open, an audible burglar alarm was activated, scaring off the suspect.

Loss: None

Suspect information: None seen or heard.



Highland Dr & Kathleen Ln
Newport Beach, CA 92660

[More Messages](#)

[See more messages from Costa Mesa, California »](#)

[Navigate & Discover](#)

Enter a town, zip code or address

Home Security Tips

General Information

The City has received complaints about persons conducting door-to-door solicitation in residential neighborhoods. Residents have also complained about the delivery of handbills, newspapers, and magazines at their properties, and have asked the City to provide tighter regulations.

First Amendment law does not allow the City to prohibit solicitation at all businesses and residences in Newport Beach. Federal courts have said that completely prohibiting solicitation infringes on the First Amendment rights of speakers, who may have few alternative means of communicating their ideas or messages. However, federal law allows residents to take specific steps to protect their own privacy. It also allows the City to place reasonable restrictions on times and places in which solicitation can occur, and the manner of that solicitation.

The Newport Beach City Council seeks to balance the rights of speakers with the right of Newport Beach residents to have privacy in their homes. The City Council adopted changes to the [Newport Beach Municipal Code](#) (“NBMC”), effective May 13, 2010, to strengthen that balance.

Information for Residents:

The First Amendment does not require that residents have unwanted communications imposed on them in their homes. However, before allowing penalties for otherwise legal solicitations, courts require that the solicitors be notified that the resident does not want the communication.

The easiest way to give the required notice is to display a “no soliciting” sign in a location where solicitors can see it. Courts have routinely found that if a resident displays a “no soliciting” or similar sign at the residence, he or she has the right to not receive unsolicited communication.

1. "Do Not Solicit" Registry

The amendment to [NBMC Chapter 5.42](#) (Solicitation) that most affects residents is the addition of the “Do Not Solicit” registry. (See [NBMC section 5.42.125](#).) Some solicitation and handbill distribution takes place after dark, which makes “no soliciting” signs harder to see. To address this, the City has initiated a “Do Not Solicit” registry, which Newport Beach residents can [join here](#). Please visit this link to learn more about the “Do Not Solicit” registry, and to sign up for the registry.

Residents may join the registry at any time during the year. However, to keep the list current and comply with First Amendment principles, residents who wish to remain on the “Do Not Solicit” registry from year to year must renew their registration on an annual basis.

The City will notify solicitors about the “Do Not Solicit” registry to the extent possible. However, the City will not be able to reach all individuals and groups who might solicit in Newport Beach. Although it is a violation of the NBMC to solicit or deliver handbills to any residence on the “Do Not Solicit” list, the “no soliciting” signs displayed at homes help by giving more traditional notice to solicitors that residents of that home do not want unsolicited communications.

2. Solicitation Registration for Commercial Solicitors

Some residents worry that solicitors may become a neighborhood safety concern. Federal law does not allow the City to require noncommercial solicitors (including volunteers fundraising for noncommercial organizations or causes) to register. However, it does permit registration of commercial solicitors. The new revisions to the NBMC require that commercial solicitors register with the Newport Beach Police Department, and all commercial solicitors must carry registration cards when they solicit within the city. If a resident is being solicited, he or she has a right to ask to see the commercial solicitor’s registration card.