



Dover Shores CERT Team Meeting Agenda 5/11/17

- Neighborhood Watch Update
- Introduction to Nixle
- Introduction to CERT for new members
- Electrical Safety
- City drill reflection

- Upcoming events:
 - 5/13 CERT Mutual Aid Class 9:00 Station 7
 - 5/20 Public Safety Day 12:00 NBPD Headquarters
 - 8/15 CERT All Hands Meeting 6:30 Library Friends Room
 - 9/8 Disaster Preparedness Expo Civic Center Green
 - 9/28 Fall CERT Classes Start

- Next meeting: Thursday 7/13 7:00 PM - Larry's Beach



- Job Opportunities
- Crime Information
- Community Information
- Programs
- Inside the NBPD
- Online Services
- Links
- Contact Us

Homepage > Crime Information > Crime Statistics

Email This Page

Print

Search...

Go

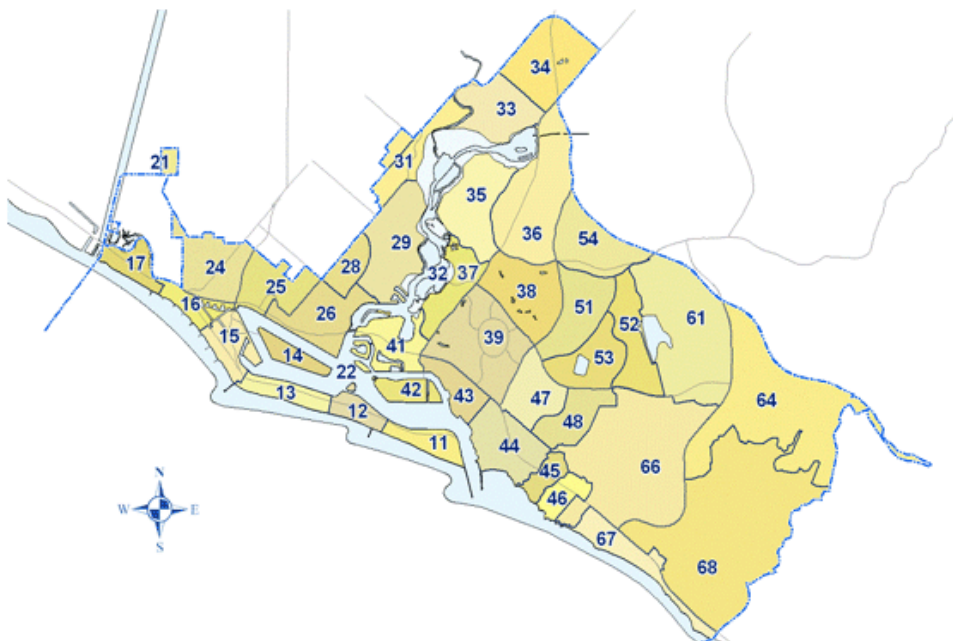
Navigation

Crime Statistics

The map below represents the City of Newport Beach. To see Crime Statistics information for the city, please click on an area within the black lines that you would like to view. If you are unsure which area to click, you can [Find Your Neighborhood](#).

- Map
- Crime Definitions
- Crime By Year

City Wide Statistics





- [Job Opportunities](#)
- [Crime Information](#)
- [Community Information](#)
- [Programs](#)
- [Inside the NBPD](#)
- [Online Services](#)
- [Links](#)
- [Contact Us](#)

[Homepage](#) > [Crime Information](#) > [Crime Statistics](#) > [Crimes By RD](#)

[Email This Page](#)
[Print](#)

Crime By RD

[Go To Map Crime Definitions](#)
Neighborhood Area 29

| Year | Arson | Assault | Burglary | Grand Theft Auto | Homicide | Larceny | Robbery | Rape |
|------|-------|---------|----------|------------------|----------|---------|---------|------|
| 2016 | 0 | 4 | 34 | 2 | 0 | 62 | 0 | 0 |
| 2015 | 0 | 1 | 19 | 2 | 0 | 49 | 0 | 0 |
| 2014 | 0 | 0 | 17 | 4 | 0 | 37 | 0 | 1 |
| 2013 | 0 | 1 | 25 | 2 | 0 | 64 | 1 | 0 |
| 2012 | 0 | 0 | 17 | 2 | 0 | 42 | 0 | 1 |
| 2011 | 0 | 4 | 17 | 1 | 0 | 62 | 0 | 0 |
| 2010 | 0 | 3 | 19 | 1 | 0 | 58 | 0 | 0 |
| 2009 | 0 | 1 | 9 | 2 | 0 | 39 | 0 | 1 |
| 2008 | 0 | 1 | 11 | 1 | 0 | 44 | 0 | 0 |
| 2007 | 0 | 1 | 19 | 4 | 0 | 42 | 0 | 0 |
| 2006 | 1 | 1 | 18 | 2 | 0 | 48 | 0 | 0 |
| 2005 | 0 | 0 | 16 | 5 | 0 | 47 | 0 | 0 |
| 2004 | 0 | 0 | 15 | 7 | 0 | 36 | 1 | 0 |
| 2003 | 1 | 8 | 11 | 3 | 0 | 42 | 1 | 0 |
| 2002 | 0 | 8 | 15 | 3 | 0 | 40 | 0 | 0 |
| 2001 | 1 | 7 | 13 | 2 | 0 | 20 | 0 | 0 |
| 2000 | 0 | 6 | 17 | 2 | 0 | 33 | 0 | 0 |
| 1999 | 0 | 3 | 7 | 1 | 0 | 24 | 0 | 0 |
| 1998 | 0 | 5 | 7 | 6 | 0 | 32 | 0 | 0 |
| 1997 | 0 | 0 | 14 | 4 | 0 | 15 | 1 | 0 |
| 1996 | 1 | 4 | 14 | 3 | 0 | 20 | 1 | 0 |
| 1995 | 1 | 2 | 14 | 8 | 0 | 19 | 0 | 0 |
| 1994 | 0 | 4 | 11 | 3 | 0 | 25 | 0 | 0 |
| 1993 | 0 | 4 | 17 | 8 | 0 | 13 | 0 | 0 |
| 1992 | 0 | 5 | 23 | 7 | 0 | 14 | 0 | 0 |
| 1991 | 2 | 5 | 22 | 1 | 0 | 18 | 0 | 0 |
| 1990 | 0 | 3 | 18 | 1 | 0 | 29 | 0 | 1 |



Event History

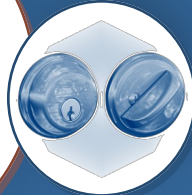
Neighborhood Area: 29
Last Updated: 5/11/2017 5:00:13 PM

No. Days [Go To Map](#) [Update Now](#)

| Date/Time ▼ | Event No. | Event Type | Location | Disposition |
|--------------------|------------|------------------------------|----------------------------|---------------------------------|
| 05/11/2017 3:02PM | 1705110181 | FOUND PROPERTY | FRANCISCO DR/IRVINE AVE | ASSISTED |
| 05/11/2017 12:57PM | 1705110141 | PATROL CHECK | 1500 BLOCK GALAXY DR | CLEARED AND CHECKED CODE 4 |
| 05/11/2017 10:57AM | 1705110114 | PATROL CHECK | MORNING STAR LN/POLARIS DR | CITATION ISSUED |
| 05/11/2017 9:29AM | 1705110093 | DEAD ANIMAL | POLARIS DR/WEST WIND WAY | PICKED UP |
| 05/10/2017 6:51PM | 1705100226 | BURGLARY ALARM AUDIBLE | 1300 BLOCK ESTELLE LN | ACCIDENTAL ACTIVATION |
| 05/10/2017 11:11AM | 1705100115 | VEHICLE STOP | IRVINE AVE/SANTIAGO DR | CITATION ISSUED |
| 05/10/2017 9:57AM | 1705100086 | PATROL CHECK | 1200 BLOCK POLARIS DR | CLEARED AND CHECKED CODE 4 |
| 05/10/2017 8:37AM | 1705100057 | TRAFFIC ENFORCEMENT | 1000 BLOCK PESCADOR DR | PATROL OR AREA CHECK |
| 05/09/2017 10:48PM | 1705090264 | VEHICLE STOP | IRVINE AVE/SANTIAGO DR | ADVISED |
| 05/09/2017 6:21PM | 1705090218 | SUSPICIOUS VEHICLE OCCUPIED | 1300 BLOCK WESTCLIFF DR | UNFOUNDED |
| 05/09/2017 4:24PM | 1705090199 | BURGLARY REPORT | 1000 BLOCK MARINERS DR | REPORT TAKEN |
| 05/09/2017 2:11PM | 1705090170 | BURGLARY ALARM AUDIBLE | 1400 BLOCK SANTIAGO DR | SECURE UNKNOWN |
| 05/09/2017 2:02PM | 1705090168 | PATROL CHECK | 1300 BLOCK WESTCLIFF DR | CLEARED AND CHECKED CODE 4 |
| 05/09/2017 7:20AM | 1705090028 | INJURED ANIMAL | 2000 BLOCK HOLIDAY RD | REPORT TAKEN |
| 05/08/2017 8:13PM | 1705080249 | CITIZEN ASSIST | 1800 BLOCK LEEWARD LN | CLEARED AND CHECKED CODE 4 |
| 05/08/2017 12:05PM | 1705080130 | TRAFFIC HAZARD | 2000 BLOCK SHIPWAY LN | ASSISTED |
| 05/08/2017 8:04AM | 1705080061 | NON INJURY TRAFFIC COLLISION | SANTIAGO DR/HOLIDAY RD | ACCIDENT REFERENCE EXCHANGE |
| 05/07/2017 11:25PM | 1705070258 | VEHICLE STOP | SANTIAGO DR/PESCADOR DR | ADVISED |
| 05/07/2017 11:06PM | 1705070256 | SUSPICIOUS CIRCUMSTANCES | 1200 BLOCK BLUE GUM LN | CLEARED AND CHECKED CODE 4 |
| 05/07/2017 10:24AM | 1705070096 | BURGLARY ALARM AUDIBLE | 1600 BLOCK LINCOLN LN | SECURE UNKNOWN |
| 05/07/2017 1:57AM | 1705070025 | VEHICLE STORAGE OR IMPOUND | 1000 BLOCK SANTIAGO DR | REPORT TAKEN |
| 05/06/2017 7:42PM | 1705060236 | BURGLARY ALARM AUDIBLE | 2000 BLOCK SHIPWAY LN | SECURE UNKNOWN |
| 05/06/2017 7:17PM | 1705060228 | BURGLARY ALARM AUDIBLE | 1300 BLOCK ESTELLE LN | SECURE UNKNOWN |
| 05/06/2017 4:42PM | 1705060189 | SUSPICIOUS VEHICLE OCCUPIED | GALAXY DR/SANTIAGO DR | GONE ON ARRIVAL |
| 05/06/2017 1:35PM | 1705060137 | UNWANTED SOLICITOR | 1300 BLOCK ESTELLE LN | ADVISED |
| 05/06/2017 1:01PM | 1705060131 | VEHICLE STOP | MORNING STAR LN/POLARIS DR | UNABLE TO LOCATE |
| 05/05/2017 10:52PM | 1705050310 | DISTURBANCE MUSIC | 1900 BLOCK GALAXY DR | UNABLE TO LOCATE |
| 05/05/2017 12:51PM | 1705050115 | DRIVEWAY BLOCK | 1000 BLOCK HIGHLAND DR | ASSISTED |
| 05/05/2017 12:07PM | 1705050100 | ANIMAL BITE REPORT | 1500 BLOCK PRISCILLA LN | OTHER - SEE ADDITIONAL COMMENTS |
| 05/05/2017 11:26AM | 1705050091 | ATTEMPT TO CONTACT | 2100 BLOCK LEEWARD LN | OTHER - SEE ADDITIONAL COMMENTS |
| 05/05/2017 10:08AM | 1705050072 | PATROL CHECK | 400 BLOCK MORNING STAR LN | CLEARED AND CHECKED CODE 4 |
| 05/05/2017 10:06AM | 1705050071 | PATROL CHECK | 200 BLOCK NORTH STAR LN | CLEARED AND CHECKED CODE 4 |

Locks • Lighting • Landscape and technology

interior wireless security camera
smartphone compatible




single cylinder deadbolt



timer



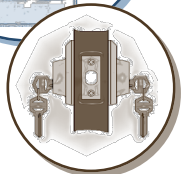
t.v. simulator



motion sensor flood light



double cylinder deadbolt



photocell adaptor

doorbell camera




lock garage remote nightly




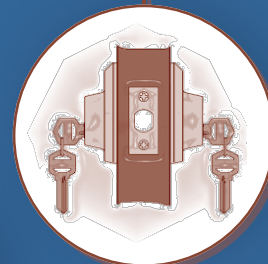
keep landscaping trimmed below windows

light fixture with photocell



double cylinder deadbolt or

gate latch with padlock

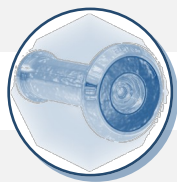


home security CHECKLIST

Use this checklist to evaluate your home's security. Boxes marked "no" indicate areas where you should take action to **"harden the target"** and decrease your chances of a home burglary.

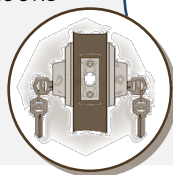
FRONT ENTRANCE

| | Yes | No | Comments |
|---|--------------------------|--------------------------|----------|
| The front door has solid core construction | <input type="checkbox"/> | <input type="checkbox"/> | |
| The door has a peephole with a 190-degree view | <input type="checkbox"/> | <input type="checkbox"/> | |
| The deadbolt lock has a minimum 1-inch throw | <input type="checkbox"/> | <input type="checkbox"/> | |
| The strike plate is installed with a minimum of two 3-inch screws | <input type="checkbox"/> | <input type="checkbox"/> | |
| Glass or mail drop within 40 inches of the door – the door is equipped with a double-cylinder deadbolt (In case of an emergency, the key is always kept nearby.) | <input type="checkbox"/> | <input type="checkbox"/> | |
| The door lock is in good working order | <input type="checkbox"/> | <input type="checkbox"/> | |
| Driveway/pathway motion detector alert (should be used with a front screen or Dutch doors) | <input type="checkbox"/> | <input type="checkbox"/> | |
| Double Doors - have a bolt securing the top and bottom of the non-locking door | <input type="checkbox"/> | <input type="checkbox"/> | |
| The porch light automatically comes on from dusk to dawn | <input type="checkbox"/> | <input type="checkbox"/> | |
| The front of the home is equipped with a doorbell camera that allows communication through a smartphone | <input type="checkbox"/> | <input type="checkbox"/> | |



SIDE/REAR ENTRANCES

| | Yes | No | Comments |
|--|--------------------------|--------------------------|----------|
| The following doors have double cylinder deadbolt locks <ul style="list-style-type: none"> • French Doors with multiple window panes • Doors with pet entrances • Doors with upper glass panels | <input type="checkbox"/> | <input type="checkbox"/> | |
| All strike plates are installed with a minimum of two 3-inch screws | <input type="checkbox"/> | <input type="checkbox"/> | |
| All deadbolt locks have a minimum 1-inch throw | <input type="checkbox"/> | <input type="checkbox"/> | |
| Porch lights come on automatically from dusk to dawn | <input type="checkbox"/> | <input type="checkbox"/> | |
| All exterior door locks are in good working order | <input type="checkbox"/> | <input type="checkbox"/> | |
| All doors with exterior hinges are equipped with hinge protection | <input type="checkbox"/> | <input type="checkbox"/> | |
| French Doors - have a bolt securing the top and bottom of the non-locking door | <input type="checkbox"/> | <input type="checkbox"/> | |



SLIDING PATIO DOORS

| | Yes | No | Comments |
|---|--------------------------|--------------------------|----------|
| The sliding glass door does not lift out of the track | <input type="checkbox"/> | <input type="checkbox"/> | |
| The lock is in proper working order | <input type="checkbox"/> | <input type="checkbox"/> | |
| There is a secondary lock or wooden dowel used to secure the door | <input type="checkbox"/> | <input type="checkbox"/> | |

WINDOWS



Ground Floor

Sliding Windows:

• Are equipped with lift protection, which prevents the window from being lifted out of the track (*see image above*)

Yes No

• Are equipped with a wooden dowel or a secondary locking device

Yes No

Casement Windows - have double locks and are in good working order

Yes No

Double Hung Windows – have window pins or similar secondary locking devices (*many new windows are difficult to secure with a secondary lock*)

Yes No

Louver Windows – all glass panels have epoxy securing them to the frame

Yes No

All windows are free of exterior obstructions that block their view

Yes No

Second floor windows – should be secured in the same manner as above

Windows cannot be easily accessed from a wall, roof, balcony, tree, or with the use of patio furniture

Yes No

Ladders are stored inside or locked to a stationary device

Yes No

GARAGES



Garage Overhead Door

Garage door has an automatic garage door opener with a “remote lock” button, which is activated nightly and when on vacation

Yes No

Garage door has a vacation bolt or hole in the track for a padlock that is used when on vacation

Yes No

The garage door is kept closed and locked when not in use

Yes No

The door leading into the house is equipped with a single cylinder deadbolt lock



Yes No

All windows are secured with a secondary lock or wooden dowel

Yes No

If no automatic garage door opener, the door is secured with a padlock

Yes No

The utility box is secured with a padlock

Yes No

Garage Pedestrian Door

The door is of solid core construction

Yes No

The door is equipped with a deadbolt lock (*use a single cylinder deadbolt unless there is a window within 40 inches*)

Yes No

Door is equipped with a window or peephole if a window is not nearby

Yes No

INTERIOR

| | Yes | No | Comments |
|---|--------------------------|--------------------------|----------|
| Timers or phone technology is used to turn interior lights on and off | <input type="checkbox"/> | <input type="checkbox"/> | |
| A TV simulator is used when no one is home at night or when on vacation | <input type="checkbox"/> | <input type="checkbox"/> | |
| All items of value have been inventoried, videoed, or photographed | <input type="checkbox"/> | <input type="checkbox"/> | |
| Valuables are kept secure in a safe or safety deposit box | <input type="checkbox"/> | <input type="checkbox"/> | |
| Valuables are not easily seen from outside the home | <input type="checkbox"/> | <input type="checkbox"/> | |
| The safe is bolted to concrete or encased within a cabinet | <input type="checkbox"/> | <input type="checkbox"/> | |
| The burglar alarm has a motion sensor in the master bedroom that captures movement from all doors/windows to the closet | <input type="checkbox"/> | <input type="checkbox"/> | |

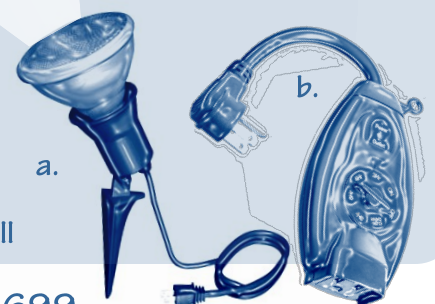
LANDSCAPING/LIGHTING

| | Yes | No | Comments |
|---|--------------------------|--------------------------|----------|
| Landscaping is maintained below windows and away from all entrances | <input type="checkbox"/> | <input type="checkbox"/> | |
| Landscaping is kept trimmed away from second story access points | <input type="checkbox"/> | <input type="checkbox"/> | |
| Landscape does not create hiding places during the day or dark corners at night | <input type="checkbox"/> | <input type="checkbox"/> | |
| Landscape lighting is used to keep the front and backyard well-lit | <input type="checkbox"/> | <input type="checkbox"/> | |
| Motion detector lights are used to light the sides of the home and the backyard | <input type="checkbox"/> | <input type="checkbox"/> | |
| Pea gravel is used along the side of the house, and under bedroom windows, to create noise when walked on | <input type="checkbox"/> | <input type="checkbox"/> | |

POINTS TO REMEMBER

- ✓ Most burglars knock before they attempt to enter your home - acknowledge you are home through a closed door or use a doorbell camera that allows you to communicate with the unknown visitor, even when you are not at home.
- ✓ Always lock all doors and windows any time you are away, even for a short walk or a quick errand.
 - This includes setting your burglar alarm. An alarm can be a powerful deterrent and should include an audible alarm, window and door sensors, monitoring and motion sensors. (Don't forget to put a motion sensor in the master bedroom - often a burglar's first stop.)
 - Alarm permits are required in Newport Beach (\$59 for a three-year period). Alarm Office: 949-644-3723
- ✓ Never hide a key under your doormat; it is like a free pass to any would be burglar. Instead, give a spare key to a trusted friend or neighbor.
- ✓ When you go on vacation, request a **FREE Vacation Check** from the Newport Beach Police Department by calling 949-644-3681. Also ask a trusted neighbor to watch your home.
- ✓ If you arrive home and see a broken window or open door, do not enter. Put yourself in a safe place and call 9-1-1 immediately. If you enter and encounter an intruder, do not attempt to detain him/her, they may be armed. Your property is replaceable, you are not!

a. outdoor landscape floodlight b. outdoor plug with timer and photocell



FOR MORE INFORMATION ON CRIME PREVENTION, PLEASE CALL 949-644-3699.



No police department can function effectively without the concerned assistance of responsible citizens. We are depending on you to call and tell us whenever you observe suspicious persons or actions.

Some people fail to call the police simply because they are not aware of what seemingly innocent activities might be suspicious. Others may notice suspicious activity and are hesitant to call for fear of being seen as a “nosey neighbor”. Still others take it for granted that someone else has already called.

Call the Newport Beach Police immediately about all suspicious activity.

- ☎ **Don't** assume that someone else has already called.
- ☎ **Don't** worry about “bothering” us that's why we're here.
- ☎ **Don't** be embarrassed if your suspicions prove unfounded.

Think instead about what could happen if you don't act.

WHAT IS SUSPICIOUS?

Basically, anything that seems “out of place” for your area or for the time of day during which it is occurring may indicate criminal activity.

Some of the most obvious things to watch for and report include:

- A stranger entering your neighbor's house when they are away maybe a burglar.
- Someone screaming might indicate a robbery or rape has occurred.
- Offers of merchandise at ridiculously low prices are often too good to be true and might actually be stolen property.
- Anyone removing accessories, a license plate, or gasoline from a car should be reported.

- Anyone peering into parked cars maybe looking to steal a car or the valuables inside.
- Persons entering or leaving a business after hours may not be workers, but burglars.
- The sound of breaking glass or a loud explosive noise might indicate an accident, burglary or vandalism.
- Persons loitering around schools, parks, secluded areas, and neighborhoods might be sex offenders waiting for a victim.

SUSPICIOUS SITUATIONS - ARE THEY WHAT THEY SEEM OR SOMETHING?

- When you see someone going door-to-door in your neighborhood, watch for a while. Do they turn the doorknob to see if it's locked? Do they go around to the side or rear yard to see if someone is home? If so these individuals might be burglars. Such action is even more suspicious if one-person remains in front of the house or if there is a car following the individuals.
- Someone waiting in front of a house or business becomes suspect if the owner is absent, or the business is closed. This person might be a lookout for a burglary in progress.
- Anyone tampering or forcing their way into a residence, business, or vehicle is suspicious anytime, anywhere.
- A person running, especially if they are carrying something of value, could be leaving the scene of a crime.
- A person exhibiting unusual mental or physical symptoms maybe injured, under the influence of drugs, or otherwise needing medical or psychiatric assistance.
- Heavy foot or vehicle traffic to and from a certain residence is not suspicious unless it occurs on a daily or very regular basis, especially during late or unusual hours. Such activity might suggest drug sales or a “fencing” operation.

HERE ARE SOME THINGS TO WATCH FOR INVOLVING VEHICLES

- ☞ Any vehicle moving slowly without lights, or following a course that appears aimless or repetitive, is suspicious in any location but particularly so in areas of schools, parks, and playgrounds. Occupants maybe “casing” a place to rob or burglarize or they might be drug dealers or a sex offender.
- ☞ Parked occupied vehicles containing one or more persons are especially suspicious if observed at an unusual hour. They could be possible lookouts for a burglary in progress, even if the occupants appear to be lovers.
- ☞ Vehicles being loaded with valuables are suspicious if parked in front of a closed business or unattended residence – even if the vehicle looks legitimate. More and more professional thieves are taking the time and trouble to “customize” their vehicles with special signs in order to move more freely without suspicion.
- ☞ An apparent business transaction conducted from a vehicle, especially around schools or parks and if juveniles are involved, could mean possible drug sales.
- ☞ A person being forced into a vehicle, especially a juvenile or female maybe a possible kidnapping.
- ☞ An abandoned vehicle parked on your block may be a stolen car.

SOME NOT SO OBVIOUS THINGS TO WATCH FOR

Not every stranger who comes into your neighborhood is a criminal by any means.

There are many legitimate door-to-door salesmen, repairmen, and servicemen moving around Newport Beach all the time. Criminals take advantage of this by assuming the guise of legitimate business representatives. After all, if a criminal looked like a criminal, no one would have any trouble spotting him.

OTHER UNUSUAL SITUATIONS YOU SHOULD REPORT

- Continuous "repair operations" at a non-business location might indicate the occupants are repainting, stripping, or otherwise altering stolen property.
- Open or broken doors or windows at a closed business or residence whose owners are absent could mean a burglary has occurred or is in progress.
- Unusual noises such as gunshots, screams, sounds of combat, abnormally barking dogs, or anything that might suggest foul play, danger, or illegal activity should be reported.

While some, if not all, of the suspicious situations described may have innocent explanations, the Newport Beach Police Department would rather investigate suspicious activity than be called when it is too late. Through community awareness and police contact a criminal might be stopped before he or she makes someone a victim. Your call could save a life, prevent an injury, or stop a criminal act.

WHEN YOU CALL THE POLICE BE PREPARED TO GIVE THE FOLLOWING INFORMATION:

- ❖ What happened?
- ❖ When?
- ❖ Where?
- ❖ Is anyone injured?
- ❖ Vehicle license number
- ❖ Direction of flight
- ❖ Description of persons (including clothing)



When describing suspects, notice their age, race, sex, height and weight. To help you figure the suspect's weight and height compare it with your own. Pick out any unique characteristics the suspect might have for future identification.

For further information on crime prevention please call the Newport Beach Crime Prevention Unit at (949) 644-3699.

Newport Beach POLICE DEPARTMENT

Business Line
644-3717

Emergency
911



WHAT'S SUSPICIOUS?

Visit us on the Web at
www.nbpd.org

NEWPORT BEACH Police Department



What's Suspicious?

SUSPECT DESCRIPTION FORM

Sex: Race: Age: Height: Weight:

Hair Color: Length: Style: Sideburns:

Eye Color: Glasses: Style:

Face Complexion: Mustache : Beard:

Ski Mask : Stocking/Mask:

Other: Tattoos:

Amputation:

Scars/Marks:

Speech/Accent:

Distinguishable Gait/Limp:

Bag/Backpack, etc.:

Clothing: Cap/Hat:

Coat/Jacket:

Shirt/Tie or Blouse:

Pants:

Skirt:

Dress:

Shoes:

Stockings:

Gloves:

Jewelry:

Purse:

Weapon: Handgun/Knife, etc.:

VEHICLE DESCRIPTION FORM

License Plate (State): _____ Number: _____

Make: _____ Model: _____ Year: _____

Body Style (2-door, convertible, etc.): _____

Color: _____

Identifying hub caps, wheels, dents, scratches, bumper stickers,
decals, etc.:

From: Katharine Agnew kathagnew@aol.com
Subject: Meeting tonight at Larry's Beach
Date: May 11, 2017 at 11:36 AM
To: jlgula@papugh.com



I will not be able to attend the meeting tonight but would like to be put on the list.

Things that come to mind regarding the safety of the neighborhood I will list and maybe they will help.

1. Trash-the guidelines for CC and R state the trash be put out the morning of (Wed.) and put back by sunset. A lot of the neighbors have their gardens drag the trash to the street days ahead of the time, including Monday's This increases the coyotes, trash pickers and overall look that people might be on vacation.
2. Empty houses that aren't kept up draws the homeless to break in and use these houses to bathe in the pools and then rob the houses.
3. The influx of flipping homes.
4. People not keeping up the fronts of the houses , chipping paint, broken sprinklers, broken entry lights that are tossed into the flowers, unkept facades and etc. It doesn't cost a lot for a gallon of paint.

Sent from my i
Katharine Agnew

Newport Beach POLICE DEPARTMENT

- Job Opportunities
- Crime Information
- Community Information
- Programs
- Inside the NBPD
- Online Services
- Links
- Contact Us

Homepage > Programs > Citizens' Academy

Email This Page

Print

Search...

Go

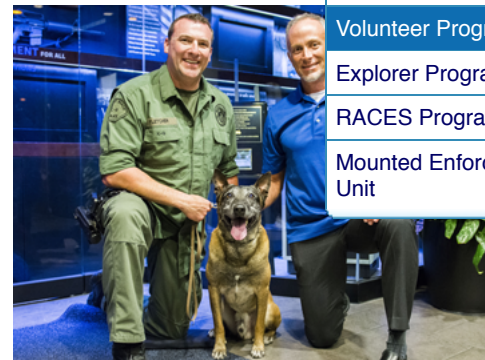
Navigation

Citizens' Academy

About the Academy

The Police Department is proud to offer a Citizens' Police Academy to the Newport Beach community. This engaging and informative program is designed to increase understanding of the Police Department's operations and to allow community members the opportunity to interact with our outstanding personnel. Topics covered include SWAT, the K9 Program, CSI, Dispatch, Criminal Law, firearms, detective investigations, and much more.

Students will participate in informative classroom-style presentations as well as practical demonstrations with a variety of Police Department personnel. Activities include a police facility tour, a jail tour, a simulated car stop exercise, firearms instruction in the shooting range, fingerprinting and crime scene investigation, and a community-oriented policing challenge. Each student will also be given the opportunity to go on one four-hour ride-along with a Police Officer during the course of the Academy.



- For Kids and Parents
- Neighborhood Watch
- Business Watch
- Teen Academy
- Citizens' Academy
- Volunteer Program
- Explorer Program
- RACES Program
- Mounted Enforcement Unit

Instructors are drawn from all areas in the Department. Students meet the Chief of Police, managers, supervisors, patrol officers, detectives, dispatchers, and other department employees. We encourage students to ask questions and express their concerns about pertinent issues. A major goal of the Citizens' Police Academy is to increase understanding between our citizens and the Police Department, and to enhance the strong relationships we have with the community.



While the Academy will give students a better understanding of how the Police Department is organized, the services we provide, and how we serve the community, it is not based on a traditional police academy. The program is not designed to prepare students to be police officers or provide training in the field of law enforcement. A typical Citizens' Academy class is made up of 24 students of all age groups, and instructors will accommodate any physical limitations.

Successful graduation of the Citizens' Police Academy is a pre-requisite for the Department's Volunteers in Policing Program.

Schedule

The Academy is 12 weeks long, with one three-hour class each Wednesday from 6:30 p.m. to 9:30 p.m. The Academy culminates in a graduation ceremony in Week 12, which friends and family are

welcome to attend. All classes are held at the Police Department (870 Santa Barbara Drive).

Sessions are held twice a year: once in the spring and once in the fall. Upcoming Classes include:

- Fall 2017 (Class 42), August 30 through November 15 -- **Now Accepting Applications**
- Spring 2018 (Class 43), exact dates to be determined -- **Now Accepting Applications**



Application Process

Prospective participants for the Citizens' Police Academy must:

- Live or work in Newport Beach
- Be at least 21 years old
- Have no felony convictions, outstanding warrants, or pending criminal cases

All applicants will be required to submit to a criminal background check before acceptance into the Academy.

If you are interested in joining us, submit an application today! Application forms are available at the Police Department's front desk, by mail on request, or through the link at the bottom of this page.

Completed applications must be returned to the the Community Relations office via email (jmanzella@nbpd.org), mail (Newport Beach Police Department, ATTN: Jennifer Manzella, 870 Santa Barbara Drive, Newport Beach, CA 92660), or by hand at the front desk. After preliminary review to confirm eligibility, a list will be compiled and students will be assigned to the next available session.

For further information, please contact Program Coordinator Jennifer Manzella at 949-644-3662 or jmanzella@nbpd.org.

Citizens Academy



Citizens' Academy Application - PDF (666.8 KB)

City Calendar

Public Safety Day

Date: 05/20/2017 12:00 p.m. - 5:00 p.m.
Location: Police Department Headquarters
870 Santa Barbara Drive
Newport Beach, California 92660

Join us for **Public Safety Day** on Saturday, May 20 from 12 p.m. to 5 p.m. There will be live police and fire demonstrations at 2 p.m. The event is located at the Police Department and Fire Station No. 3, 870 and 868 Santa Barbara Drive. Parking is available in the parking structure at the end of Bombero Street.

This event is fun for the whole family and an opportunity to meet our police, fire and lifeguard personnel. Some of the activities taking place include:

- Tours of the police and fire stations
- Swat and K-9 demonstrations
- Firefighter challenge
- Face painting
- Security vendors
- Food
- Displays from:
 - Lifeguards
 - S.W.A.T
 - Paramedics
 - CERT
 - C.S.I.
 - Fire
 - K-9 Officers
 - Mounted Officers
 - Fire and Crime Prevention



[Return to full list >>](#)



« Back | Full Notification



certified Newport Beach Police Department

Unsubscribe

Tuesday April 25th, 2017 :: 12:43 p.m. PDT



Advisory

CRIME ALERT – Residential Burglary in RD29

▪ **1100 BLOCK OF PESCADOR DR (17-2875)**

Occurred between: 4/13/2017 at 3:00 p.m. and 4/14/2017 at 7:30 p.m.

An unknown suspect forced open a bathroom window, located in the shower which had been left open slightly for ventilation. The hinges on the crack style window were damaged when it was completely forced open. The suspect then climbed into the window and proceeded to ransack the bedrooms, closets, and offices throughout the home, before fleeing back out the shower window.

Loss: Jewelry and watch.

Suspect Information: None seen or heard.

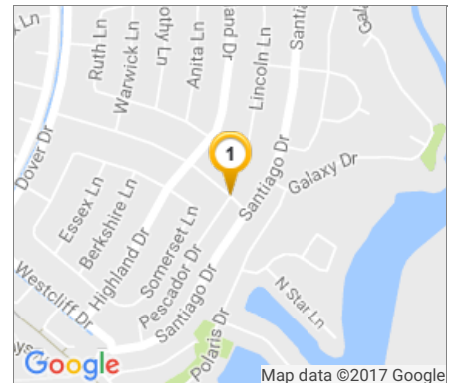

****If you see suspicious activity within your neighborhood at a home where you know your neighbors are on vacation, have gone out for the evening, or their home is for sale, please call the Newport Beach Police Department immediately at 949-644-3717****

Please review the **Home Security Tips** below. We have also posted a new **Home Security Checklist** on our website, print it out and conduct a security assessment on your home to see what security measures you can take to "harden the target".

[HOME SECURITY CHECKLIST](#)

Home Security Tips

- Always lock your windows and doors when you go out, even if for only a few minutes.
- If you return home and find your pedestrian door that leads into your home locked, and you are certain that you left it unlocked, DO NOT GO INSIDE!
- **Call 9-1-1 ~ Burglars often lock this door to slow down a victim, allowing the burglar extra time to get out of the home before the resident enters.**
- **If your home is equipped with an alarm, always activate it even if you're only going out for a short walk.**
 - Consider adding a motion sensor in your master bedroom/bathroom, which will activate the alarm if someone comes in through a glass window or door without opening it.



Nottingham Rd & Pescador Dr
Newport Beach, CA 92660

More Messages

[See more messages from Newport Beach, California »](#)

Navigate & Discover

Enter a town, zip code or address

GO!

- Always keep your front and rear porch lights on from dusk to dawn and use motion detector lighting along the sides of your home or areas with little foot traffic.
- Use timers on indoor lamps to give the appearance that you are home.
- Adjust window coverings for optimal privacy while maintaining good visibility outside.
- If your garage door has a remote shutoff button on the wall-mounted control, located in the garage, consider locking the door nightly. This will prevent your garage door from being opened remotely.
- If you have a safe, make sure that it is properly bolted to concrete so that it cannot be easily removed.
- *Always close and lock your safe and never leave a key or combination out or in an easy to find location (i.e. office, nightstand, etc).*
- When you leave on vacation, remember to call the Police Department for a **"Vacation Check" 949-644-3681** or sign-up online at www.nbpd.org. Also, ask a trusted friend or neighbor to pick up your newspaper and mail while you are away.

Report all suspicious activity by calling the Newport Beach Police Department at 949-644-3717.

Address/Location

[Newport Beach Police Department](#)
870 Santa Barbara Dr
Newport Beach, CA 92660

Contact

Emergency: 9-1-1

[Company Overview](#) [Contact](#) [Careers](#) [Terms of Service](#) [Privacy Policy](#) [FAQs](#)

© 2017 Nixle LLC, All rights reserved.

What is CERT?



Community Emergency Response Team

- **National program for disaster training**
 - Educate and train individuals in fire safety, search and rescue, disaster medical
 - Assist first responders or act independently if no help available
 - Sponsored by FEMA
 - Vetted by local police (fingerprint, background check)
 - <http://www.citizencorps.gov/cert/>
- **In Newport sponsored by NBFD**
 - Matt Brisbois, NBFD, Community Preparedness Coordinator
 - Backed up by volunteer board
 - Currently 800 active volunteers in Newport
 - 2 training sessions per year plus practice days
 - Organized by HOA
 - <http://www.nbcert.org>



Why CERT?

■ Newport Beach Hazards

| Priority | Description | Chance | Effect | Risk |
|----------|---|--------|--------|------|
| 1 | Earthquake | 8 | 10 | 9 |
| 2 | Hazardous Materials | 9 | 8 | 8.5 |
| 3 | Fire and/or Explosion | 7 | 9 | 8 |
| 4 | Flood/Storm (dam failure/hurricane/tidal) | 8 | 7 | 7.5 |
| 5 | Oil Spill | 6 | 7 | 6.5 |
| 6 | Tornado / Water Spout | 6 | 6 | 6 |
| 7 | Aircraft Accident | 5 | 6 | 5.5 |
| 8 | Terrorism | 4 | 7 | 5.5 |
| 9 | Energy Shortage | 6 | 4 | 5 |
| 10 | War | 3 | 7 | 4.5 |
| 11 | Tsunami | 3 | 6 | 4.5 |
| 12 | Riot / Civil Disturbance | 3 | 5 | 4 |
| 13 | Nuclear Accident | 1 | 7 | 4 |

- From *City of Newport Beach Emergency Operations Plan*

■ Interesting Facts

- NBFD normal shift: 34 people, 8 engines on duty
- Currently only 1 fire station (Acacia) is “earthquake ready”
- NB has 80,000 residents, up to 150,000 visitors per day
- NBFD emergency plan: 45 min survey, at least 1 hr before any response
- In major earthquake up to 1 week before mutual aid
- FEMA estimates 10% injured in major earthquake
- Long Beach earthquake of 1933 (6.4) epicenter near Hoag Hospital
- Newport Inglewood fault 2nd most active in CA after San Andreas (up to 7.1)
- Lucy Jones: Newport Inglewood is 150 years “overdue”

Search Wikipedia for “[Newport Inglewood Fault](#)”

Click on: “[FEMA Scenario for a Catastrophic Earthquake on the Newport-Inglewood Fault](#)”.

Click on: “[FEMA Map of effected areas of magnitude 7.1 Ground Shaking along Newport-Inglewood fault line](#)”

Newport Beach Fire Department Community Emergency Response Team (CERT)- Fall 2017 CERT Program Schedule

The Newport Beach Fire Department invites residents to join the Community Emergency Response Team (CERT) program to learn how to help their neighborhoods following unexpected disasters. The CERT program is available free of charge to Newport Beach residents and \$40 for non-residents.

For fall 2017, there will be two separate CERT program series held: a Thursday day program and an all-day Saturday program. Participants must register to attend one program but may take classes from the other program if they miss classes during their registered program. All classes are held at Newport Beach Fire Station #7 (20401 Acacia). To register, you must complete a CERT program application. Applications are available at: www.nbcert.org or call (949) 644-3112.

TUESDAY-THURSDAY EVENING SERIES

Thursday, September 28 (6:30-8:30 pm)

Disaster Preparedness/CERT Overview

Tuesday, October 3 (6:30-8:30 pm)

Introduction to Fire Operations

Thursday, October 5 (6:30-8:30 pm)

Disaster Psychology/Team Organization

Tuesday, October 10 (6:30-8:30 pm)

Disaster Medical Operations I

Thursday, October 12 (6:30-8:30 pm)

Disaster Medical Operations II

Tuesday, October 17 (6:30-8:30 pm)

Light Search and Rescue I

Thursday, October 19 (6:30-8:30 pm)

Light Search and Rescue II

Tuesday, October 24 (6:30-8:30 pm)

Terrorism Awareness/ CPR

Thursday, October 26 (6:30-8:30 pm)

Fire Suppression

Saturday, November 4 (9:00 am-1:30 pm)

"Drill the Skills"/Graduation

ALL DAY SATURDAY SERIES

Saturday, October 7 (8:30 am-5:30 pm)

Disaster Preparedness/ CERT Program overview

Introduction to Fire Operations

Disaster Psychology/Team Organization

CPR

Saturday, October 14 (8:30 am-5:30 pm)

Light Search and Rescue One and Two

Disaster Medical Operations One and Two

Saturday, October 21 (8:30 am-12:00 pm)

Terrorism Awareness

Fire Suppression

Saturday, November 4 (9:00 am-1:30 pm)

"Drill the Skills"/ Graduation

DOWNED AND DANGEROUS

Downed power lines can be deadly. **ALWAYS** assume a downed power line is live and avoid going near it or anything in contact with it.

USE PRECAUTION

Downed power lines can energize the ground up to **35 feet** away.



If you see a downed power line, immediately **notify** the local authorities.

Never drive over downed power lines or through water that is in contact with them.



Never try to move a downed power line. Even using items that typically are not conductive **will not** prevent injury or death.

KNOW WHAT TO DO

The safe way to move away from a downed power line is to **shuffle** away with small steps, keeping your feet together and on the ground at all times.



If your car comes in contact with a downed power line while you are inside, **stay in the car**. Do not touch any part of the car's frame or any other metal. Use a cell phone or honk your horn to summon help. Allow only rescue personnel to approach the car.

If your car is in contact with a downed power line and you must exit due to fire or another imminent threat:

Do not touch the vehicle and the ground at the **same time** with any part of your body or clothing.

Open the door to your vehicle without touching the metal door **frame**.

Jump out of the vehicle with both **feet together** and so both feet land at the **same time**.

Shuffle away so that the toe of one foot shuffles forward along the length of the other foot, ensuring that both feet are in constant contact and always touching the ground.

If someone comes in contact with a downed power line or something else that has become electrified, **call 911 immediately**.

Never touch someone who has come in contact with a power line. They are energized and pose a danger to anyone who comes in contact with them.

Remember power lines don't have to fall in order to be dangerous. Always **call 811** before you dig and keep yourself and your equipment at least **10 feet** from overhead power lines.

ESFi For more power line and severe weather safety tips visit www.esfi.org.